

Even cane or thin bamboo lengths can be bound together to construct a simple, yet effective bow.

Alternatively many twigs strapped together can provide an adequate assembly.



Quickie Bows

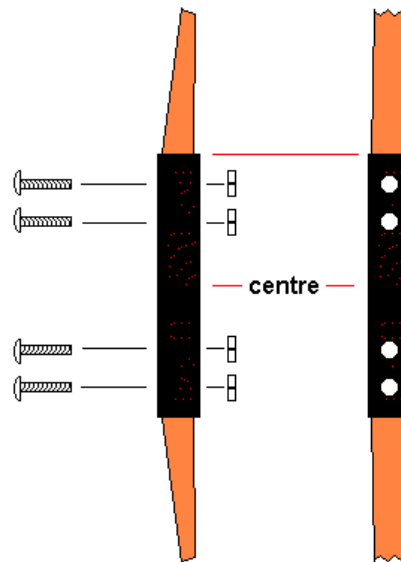
Quickie bows can be constructed in less than five minutes from a variety of materials. And can have the added advantage of being a takedown. (taken apart again for easy transport)

Just two branches whose cut dimensions are about 40" long, 1/2" in diameter at one end, and 1/8" or so at the other. Taper the wider ends and lash the limbs together overlapping the tapered faces to thicken the handle. Straight knot-less branches yield safer more efficient limbs. Tilling the final product will give a more efficient and accurate bow.

Steeply tapered branches will permit 59" to 70" bows, an effective length range. Less tapered branches must be longer in order to tiller properly. Short low tapered limbs are too round in the handle, and too nock heavy, so efficiency suffers.

Even a simple compound design can be used from metal pipe and will serve the same purpose as any complex design.

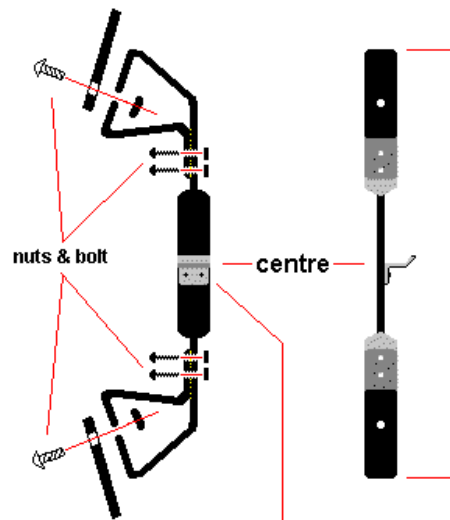
Simple composite bow arm



Simple composite bow arm

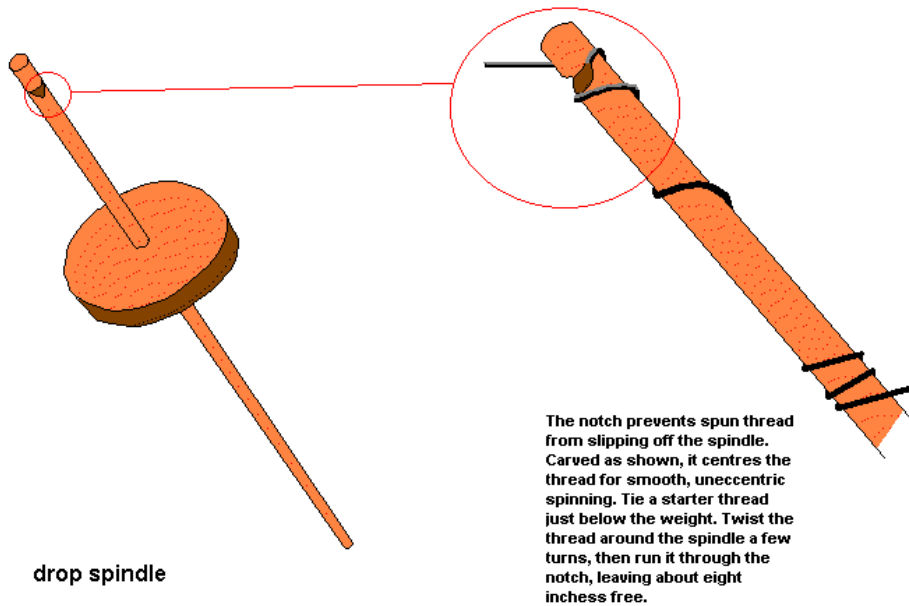
Side view

Front view



Steel bar bent drilled and screwed together for added strength. The middle section can be twisted sideways to provide a better handle and a near to true bowstring center.

Arrow rest bent and bolted onto center frame



drop spindle

The notch prevents spun thread from slipping off the spindle. Carved as shown, it centres the thread for smooth, uneccentric spinning. Tie a starter thread just below the weight. Twist the thread around the spindle a few turns, then run it through the notch, leaving about eight inches free.

Another alternative is simple garden cane, or bamboo. With bundles of these you can raise the draw weight by increasing the number and also simulate tillering by using more cane mid bow, fewer canes towards the tip.

Unlike a normal bow, each cane is strained independently. Strain on a single cane is the same whether bent alone or incorporated in a multi-cane bundle. Draw weight can be raised simply by adding canes.

A good effective bow was constructed from four 1/2" diameter, bamboo, garden supply bean poles. Lengths were 23", 36", 54.5" and 70". Thick ends staggered. Wrapped every five inches. At 28" this bow drew a staggering 58 lb and cost practically nothing to make.

(Information provided from The Traditional Bowyers Bible)